



Youth Voice Census Lesson plan 2024



This lesson plan will help you show students how to complete the Youth Voice Census and have a positive impact on the future employment and support prospects of young people in the UK.

AREA OF FOCUS	<p>How to complete Youth Employment UK's annual nationwide Youth Voice Census 2024 online.</p> <p>Website link: youthemployment.org.uk/youth-voice-census-2024</p> <p>Census link: http://s.alchemer.eu/s3/761c85a8c5eb</p>
TIME NEEDED	20-45 minutes
SUITABLE FOR	Open to all ages from 11-30 year olds
LESSON PLAN OVERVIEW	<p>In this lesson your learners will be guided through how to complete the Youth Voice Census, which takes 20-45 minutes, and be a part of the national picture.</p> <p>The Youth Voice Census is a national survey for young people and gives young people the chance to have their say on a range of issues affecting their lives.</p>
LEARNING OUTCOMES	<ul style="list-style-type: none">• To understand why taking part is so valuable.• To complete the online survey and add student voices to the thousands of young people across the UK taking part in the Youth Voice Census.
RESOURCES REQUIRED	<p>Internet and access to Youth Employment UK's website and Youth Voice Census.</p> <p>The video content is hosted via YouTube and also embedded in the presentation.</p>



TIMING GUIDANCE

TASKS/CONTENT DESCRIPTIONS

5 MINUTES



Starter/ Arrival activity:

Play the video for the 2024 Youth Voice Census.

The Youth Voice Census will ask a range of questions about you and your experiences in education, training, work and in everyday life.

Your answers could make a big difference to how the UK government, employers and educators support young people. It's a great way to add your voice and make sure your opinion gets heard by people who make the rules.


Youth Employment UK will use the information to create public reports on how young people in general view study and employment today, but don't worry - your personal information will not be shared!

By adding your voice you can help to create the most accurate picture possible of exactly what young people are feeling right now.

This picture is shared with:

- Government departments - to help shape real changes in our country.
- Employers up and down the UK - to help them understand what you need and expect in terms of getting great support when it's time to think about jobs and careers.
- Organisations who want to help - after all, without your voice, they don't know what you really care about in life.

<http://s.alchemer.eu/s3/761c85a8c5eb>



TIMING GUIDANCE

TASKS/CONTENT DESCRIPTIONS

**15 -45
MINUTES**



Complete the Youth Voice Census survey!

Find the 2024 survey here - [Youth Voice Census 2024](#)

The process is very simple. There is no need to register to the website and all responses are completely anonymous. If you don't get time to complete it in one session, you can complete at your own pace at home.

Click on the link above and you will be taken to the start of the survey. At the bottom of each screen is a 'next' button. Simply complete the questions on the page and click 'next' until you complete the survey.

As you answer questions, other sections may or may not be triggered depending on your responses, so completion time can vary from student to student.

Suggested next steps

Invite students to register as [Young Professionals](#) so that they can benefit from additional support including skills building, [career guides](#), local [opportunities](#) and free [online courses](#).

Explore the benefits of your school or college becoming a [Young Professional Provider](#) if it has not already done so.

Arrange a visit to/from a local employer that showcases a particular sector.



[@YEUK2012](#)



[/YouthEmploymentUK](#)



[@youthemploymentuk](#)

Further useful resources

Find an inspiring speaker to come and talk to your students:

www.educationandemployers.org/schools

Work with your enterprise adviser to develop your business links in schools:

www.careersandenterprise.co.uk

Final notes

You are welcome to share this lesson plan and Youth Employment UK resources with other colleagues.

Take photos of the students completing this activity and share them on social media with us using the hashtags:

#AddYourVoice #YouthVoiceCensus