

Quick Start Guide: Virtual Work Experience Programmes



Youth Employment UK offers free virtual work experience programmes, aimed at 11-19 year olds (KS3, KS4 and KS5). We have created virtual work experience programmes to help young people understand what they may enjoy in the world of work, and understand the range of careers and pathways that are available to them.

They aim to help young people:

- Explore the careers and opportunities that are available across different sectors
- Get a glimpse into the world of work
- Explore careers that may interest them
- Gain experience they can include on their CV

How do they work?

Young people will watch short 1-3 minute video clips, which focus on a specific area relating to the workplace and employability - this may be a video on different job sectors/job types, the skills required, routes into work, and CV/interview tips.

They will then complete learning activities in their associated digital workbook (these have been adapted depending on age/ key stage). All digital workbooks contain questions, quizzes and activities, so that young people can embed the learning that has taken place.

A virtual work experience programme takes around an hour to complete.

What Virtual Work Experience packages are there?

- [Explore Work Experience](#)
- [Explore Catering Work Experience](#)
- [Surrey County Council Virtual Work Experience](#) (built in partnership with Surrey County Council)
- [Haven Virtual Work Experience](#) (built in partnership with Haven)

Quick Start Guide: Virtual Work Experience Programmes



Meeting Careers Expectations and Benchmarks





Our virtual work experience programmes have been mapped to the Gatsby Benchmarks, which have been considered and embedded into the activities included in the digital workbooks.

How do young people get started?

Young people will need access to IT, as our virtual work experience programmes can be accessed via the [Virtual Work Experience](#) page of our website.

They simply need to choose the programme they would like to complete (or that they would like to complete), download their digital workbook and can get started watching the videos!

As young people can access their workbook digitally, they are able to complete activities directly into their digital workbook. Their progress can be saved as a pdf document, and accessed and continued later. If you/they wish to print their workbook on completion, then this is possible too.

 <p>Explore work experience</p> <p>Explore Work Experience</p> <p>Aged 14+? Dive in and explore the world of work experience – no need to sign in!</p> <p>TRY THIS COURSE</p>	 <p>Catering work experience</p> <p>Catering Work Experience</p> <p>Discover the world of catering and hospitality work experience with its range of careers.</p> <p>TRY THIS COURSE</p>
 <p>Explore careers in Surrey County Council: work experience guide</p> <p>Surrey County Council</p> <p>See why Surrey County Council is a great place to work with this work experience guide...</p> <p>TRY THIS COURSE</p>	 <p>Explore Careers in Haven</p> <p>Haven</p> <p>Explore the virtual work experience guide from Haven, a Youth Friendly Employer.</p> <p>TRY THIS COURSE</p>

Quick Start Guide: Virtual Work Experience Programmes



1. In the Classroom or group activities

The digital workbooks aim to take one hour for a young person to complete, and can be completed as a whole-class or smaller group activity.

2. Independent learning

Our virtual work experience programmes can be used in any setting, and a benefit of the programme is that learners have independent access to our virtual work experience content.

As they can be accessed from any setting, they can also be set as homework for a young person to complete.

Contact us



info@youthemployment.org.uk



www.youthemployment.org.uk



[@YEUK](https://twitter.com/YEUK)



[@YouthEmploymentUK](https://www.facebook.com/YouthEmploymentUK)



[@youthemploymentuk](https://www.instagram.com/youthemploymentuk)